

How to care for our fabrics and curtains

To ensure our fabrics and curtains stay in excellent condition for as long as possible, it is important to follow the care instructions and a few good cleaning practices.

Here are our tips to guide you through the process.

• Our care instructions

Make sure to refer to our maintenance instructions before cleaning your products. You can find the care symbols for all of our textiles on the back of the sample board and on the product sheets in our fabric library:

Collioure

Stock

In stock - Clôture + Rolle

Propriétés techniques

Technical specifications / Technische Eigenschaften

Composition Material

Laize width / Breite

Poids weight / Gewicht

Coloris spéciaux

special colours available / spezielle farbe möglich

100 % polyester FR

140 ou or order 280 cm

270 g/m²

Par minimum de 300 ml en 280 cm

minimum order of 300 m in 280 cm / ab 300 m in 280 cm

Classements au feu

Fire classifications / Brandschutzklasse

M1 - NF P 92 503-504-505


B1 - DIN 4102 Part 1 / Teil 1

UNO Italien UNI 8456 / UNI 9174

PASS IMO - FTP code (2010) annex 1 part 2 clause 3 / Anhang 1, Teil 2, Satz 3


Applications

Suggested applications / Anwendungen




Rideaux

Curtains / Vorhänge




Stores bateaux

Roman blinds / Faltrollos



Parois Japonaises

Panel blinds / Flächenvorhänge









Tentures murales

Wall covering / Wandbekleidung

Conseils d'entretien

Washing instructions / Pflegeanweisungen



Performances thermiques et visuelles*

Thermal and visual performances / Thermische und visuelle Eigenschaften

gt / Fc

① Critères thermiques : transmission solaire < 0,35 et gt < 0,46

Coloris clairs

Clear colors / Helle Farben

gt 36 %

Fc 61 %

Coloris moyens

Intermediary colors / Mittlere Farben

gt 41 %

Fc 69 %

Coloris foncés

Dark colors / Dunkle Farben

gt 45 %

Fc 76 %

DIN EN 13363

DIN EN 14501

Caractéristiques techniques

Characteristics / Eigenschaften

Résistance Solidité lumière

light resistance / Lichtbeständigkeit

Coloris clairs

Clear colors

Helle Farben

6

Coloris moyens

Intermediary colors

Mittlere Farben

5-6

Coloris foncés

Dark colors

Dunkle Farben

3-4

Unités Class/8


Einheitsklasse/8 - ISO 105 B02

Toutes ces valeurs sont données à titre indicatif / All given values are indicative / Alle angegebenen Werte sind Richtwerte

Pour retrouver toutes nos références

To find all of our references

Um alle unsere Referenzen zu finden



Certifié FSC® mélange C04651, ISO 9001 (papier permanent).

*Rendez-vous sur notre tissuthèque pour plus d'informations

For further information, please visit our fabric library / Für weitere Informationen besuchen Sie bitte unsere Stoffbibliothek

sotexpro.fr

• Care instructions: symbol guide



MACHINE WASH

The tub symbol represents the first stage of caring for fabrics: washing. The numbers within the tub indicate the maximum wash temperature in degrees Celsius. If there is a line below the symbol, specific precautions must be observed, which are generally mentioned beside the care instructions.



DO NOT WASH

A cross means that the item cannot be washed.



NOTE: a horizontal line under the tub means a more delicate cycle should be used.



BLEACH

Indicates whether chlorine- or oxygen-based bleaching products can be used.



DO NOT BLEACH

A cross means that the items cannot be bleached or treated for stains with chlorine-based products (such as bleach) or those containing oxygenated bleaching agents.

We recommend using only detergents without bleaching agents for our fabrics.



TUMBLE DRY

This symbol indicates the tumble dryer temperature settings:
1 dot for low heat.
2 dots for medium heat.



DO NOT TUMBLE DRY

A cross means that it should not be tumble dried.



IRON

This symbol indicates the maximum iron temperature you should use: 1 dot for a low temperature, 2 dots for a medium temperature, or 3 dots for a high temperature.



DO NOT IRON

A cross means that it should not be ironed.

PROFESSIONAL CLEANING

This symbol is intended primarily for cleaning professionals. The letters inside the circle (P, F or W) indicate the types of processes and solvents that can be used on the textiles. For example:

Ⓟ indicates the following authorised solvents: perchloroethylene and hydrocarbons.

ⓕ indicates the following authorised solvents: hydrocarbons only.

Ⓦ indicates professional cleaning with water, an ecological and effective way to care for textiles.

Ⓟ A line under the symbol indicates that specific precautions are necessary.

⊗ A cross means that dry-cleaning is prohibited.

Unlike dry-cleaning, which uses chemical solvents such as perchloroethylene, this technique uses water and specially formulated chemicals to protect fabrics while removing dirt. This process is becoming increasingly popular with professional dry-cleaners.

• Ready-made curtains

Curtains require special care. Here are a few key points:



-Avoid calendar ironing to prevent the curtains from becoming misshapen and to prevent damage to the headings and the various curtain hanging systems.

-Fill your washing machine accordingly: if it is overloaded, fabrics may be crushed, causing permanent lines to form on them. **Depending on the type of item you are washing, we recommend only half filling the washing machine, for example, blackout fabric is more likely to tear than sheer curtains.**


-We strongly recommend **removing all removable hanging systems** before washing curtains, to avoid the risk of snagging and pulls.

-We recommend using a steamer to remove any creases once you have hung

your curtains (back) up. Before using any type of steamer, it is best to test a small, non-visible part of the item to ensure that the steam does not affect the appearance of your curtains. When using this type of appliance, it is essential to comply with the ironing temperatures given in the care instructions.

- **Spot treatment**

It is impossible to establish specific stain removal rules as each stain is different. Before trying to remove a stain, it's important to identify what caused it so you can choose the right stain remover. We recommend that you carry out a test on a small, inconspicuous part of the item before using any type of stain remover, to ensure that it will not damage the item. If necessary, call in a professional cleaning service specialising in the treatment of curtains and decorative textile items.

 **Tip:** if possible, don't allow fresh stains to dry out. It is easier to remove a stain that has not had time to dry, as it has not yet had time to set in and cause lasting damage to the fibres.

- **Specialist laundries: partners you can trust**



Our best allies to maintain our products are laundries and dry-cleaners specialising in cleaning curtains and decorative textiles.

Thanks to their expertise and the cleaning techniques that they tailor to our products, they can choose the best treatments for each type of material and stain, so that you can keep your curtains looking as good as new for as long as possible.